

This article was downloaded by:

On: 25 January 2011

Access details: *Access Details: Free Access*

Publisher *Taylor & Francis*

Informa Ltd Registered in England and Wales Registered Number: 1072954 Registered office: Mortimer House, 37-41 Mortimer Street, London W1T 3JH, UK



Nucleosides, Nucleotides and Nucleic Acids

Publication details, including instructions for authors and subscription information:

<http://www.informaworld.com/smpp/title~content=t713597286>

A New Odorless Procedure for the Synthesis of 2'-Deoxy-6-Thioguanosine and Its Incorporation into Oligodeoxynucleotides

Kazumitsu Onizuka^a; Yosuke Taniguchi^a; Shigeki Sasaki^a

^a Graduate School of Pharmaceutical Sciences, Kyushu University, Fukuoka, Japan and CREST, Japan Science and Technology Agency, Saitama, Japan

To cite this Article Onizuka, Kazumitsu, Taniguchi, Yosuke and Sasaki, Shigeki(2009) 'A New Odorless Procedure for the Synthesis of 2'-Deoxy-6-Thioguanosine and Its Incorporation into Oligodeoxynucleotides', *Nucleosides, Nucleotides and Nucleic Acids*, 28: 8, 752 – 760

To link to this Article: DOI: 10.1080/15257770903155576

URL: <http://dx.doi.org/10.1080/15257770903155576>

PLEASE SCROLL DOWN FOR ARTICLE

Full terms and conditions of use: <http://www.informaworld.com/terms-and-conditions-of-access.pdf>

This article may be used for research, teaching and private study purposes. Any substantial or systematic reproduction, re-distribution, re-selling, loan or sub-licensing, systematic supply or distribution in any form to anyone is expressly forbidden.

The publisher does not give any warranty express or implied or make any representation that the contents will be complete or accurate or up to date. The accuracy of any instructions, formulae and drug doses should be independently verified with primary sources. The publisher shall not be liable for any loss, actions, claims, proceedings, demand or costs or damages whatsoever or howsoever caused arising directly or indirectly in connection with or arising out of the use of this material.

A NEW ODORLESS PROCEDURE FOR THE SYNTHESIS OF 2'-DEOXY-6-THIOGUANOSINE AND ITS INCORPORATION INTO OLIGODEOXYNUCLEOTIDES

Kazumitsu Onizuka, Yosuke Taniguchi, and Shigeki Sasaki

Graduate School of Pharmaceutical Sciences, Kyushu University, Fukuoka, Japan
and CREST, Japan Science and Technology Agency, Saitama, Japan

□ 6-S-{2-[(2-ethylhexyl)oxycarbonyl]ethyl}-3',5'-O-bis(tert-butyltrimethylsilyl)-2'-deoxy-6-thioguanosine (**2**) was synthesized in high yield from the corresponding 6-O-mesitylenesulfonyl derivative by the reaction with 2-ethylhexyl 3-mercaptopropionate. The phosphoramidite precursor derived from **2** was successfully applied to an automated DNA synthesizer to produce 2'-deoxy-6-thioguanosine containing ODN. The results showed that 2-ethylhexyl 3-mercaptopropionate is useful as an odorless reagent and also as an S-protecting group of 2'-deoxy-6-thioguanosine.

Keywords 2'-Deoxy-6-thioguanosine; odorless synthesis; 2-Ethylhexyl 3-mercaptopropionate; phosphoroamidite; DNA synthesis

INTRODUCTION

Oligonucleotides containing a thio-substituted base, such as 6-thioguanine (6-thio-dG, 6-thio-G) and 4-thiouracil (4-thio-U), have been widely used for various purposes in biology.^[1–7] Their photo-induced cross-linking ability has been used to study the three-dimensional interaction of RNA-RNA or RNA-proteins at the atomic level.^[1–4] The high nucleophilicity of the sulfur atom of 6-thioguanosine was used as a modification site of oligodeoxynucleotides (ODN).^[5–7] Recently, we developed the functionality-transfer reaction for the site-specific modification of DNA and RNA by utilizing the ODN containing 2'-deoxy-6-thioguanosine. The site-specific NO modification of the target cytosine was demonstrated by

Received 3 March 2009; accepted 17 June 2009.

This work was supported by a Grant-in-Aid for Scientific Research (A) from the Japan Society for the Promotion of Science (JSPS), and CREST from the Japan Science and Technology Agency. We thank Research Fellowship of the Japan Society for the Promotion of Science (JSPS) for Young Scientists (K.O.).

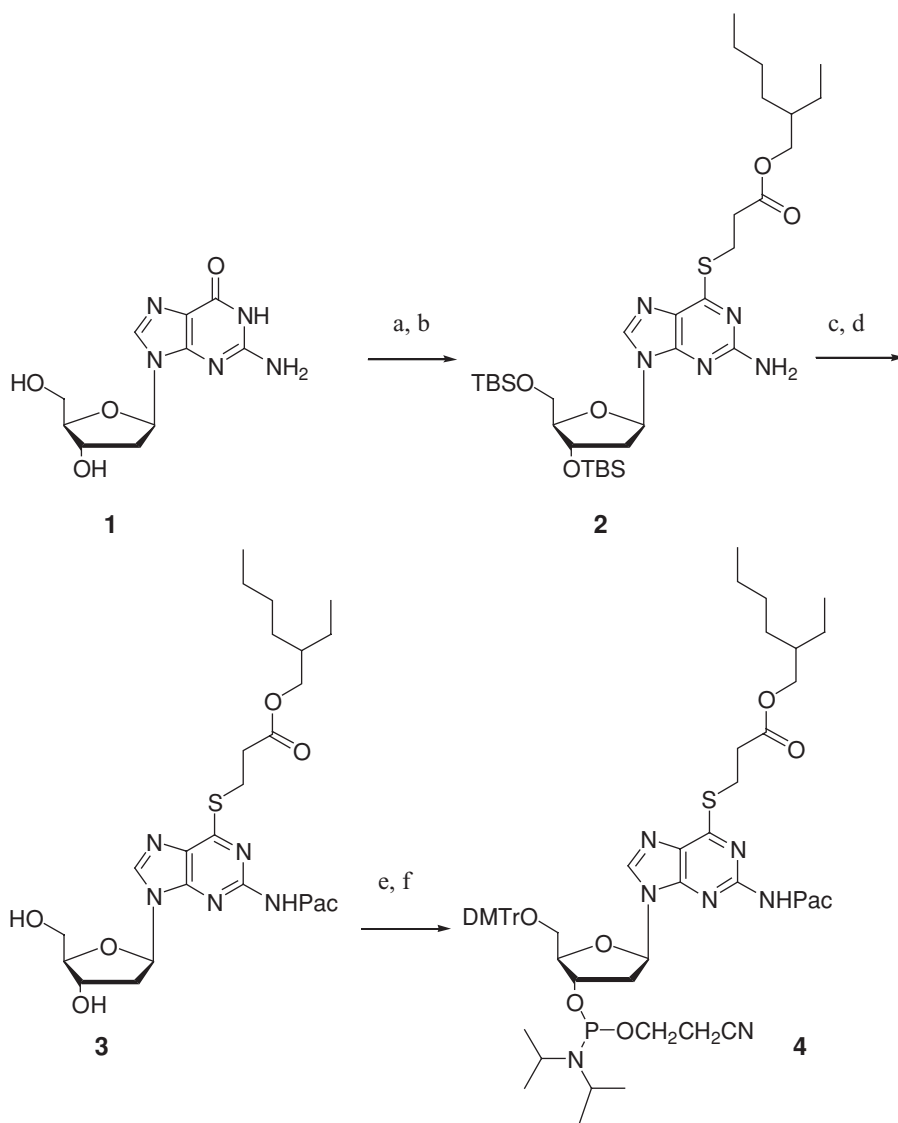
Address correspondence to Shigeki Sasaki, Graduate School of Pharmaceutical Sciences, Kyushu University, 3-1-1 Maidashi, Higashi-ku, Fukuoka 812-8582, Japan. E-mail: sasaki@phar.kyushu-u.ac.jp

the NO transfer reaction from *S*-nitroso-6-thioguanosine in the ODN.^[8,9] The nitrosylated amino group of cytosine caused deamination to form uracil, and its potential application as an artificial tool for RNA editing is now under investigation. This strategy was expanded to the functionality-transfer reaction of the relatively large organic entity to the amino group of cytosine base, and site-specific covalent modification of RNA has been achieved.^[10,11]

The excellent synthesis of 2'-deoxy-6-thioguanosine, the phosphoramidite derivative and its incorporation into the ODN have already been reported.^[12–18] One approach utilized the preformed 2'-deoxy-6-thioguanosine to protect the 6-thiocarbonyl group with the cyanoethyl group^{[12][13]} or the 2,4-dinitrophenyl group.^[17,18] These protecting groups are useful, because they can be removed under mild alkaline conditions. For the other approach, the 6-carbonyl group was transformed into a labile leaving group such as a halide or arylsulfonyloxy group for displacement with 2-cyanoethanethiol.^[14–16] In both approaches, odorous agents, such as 2-cyanoethanethiol or hydrogen sulfide, are used. We now describe a new practical synthesis of the 3'-*O*-phosphoramidite derivative of 6-*S*-protected 2'-deoxy-6-thioguanosine by using 2-ethylhexyl 3-mercaptopropionate^[19,20] as an odorless and inexpensive reagent and its incorporation into the oligodeoxynucleotides.

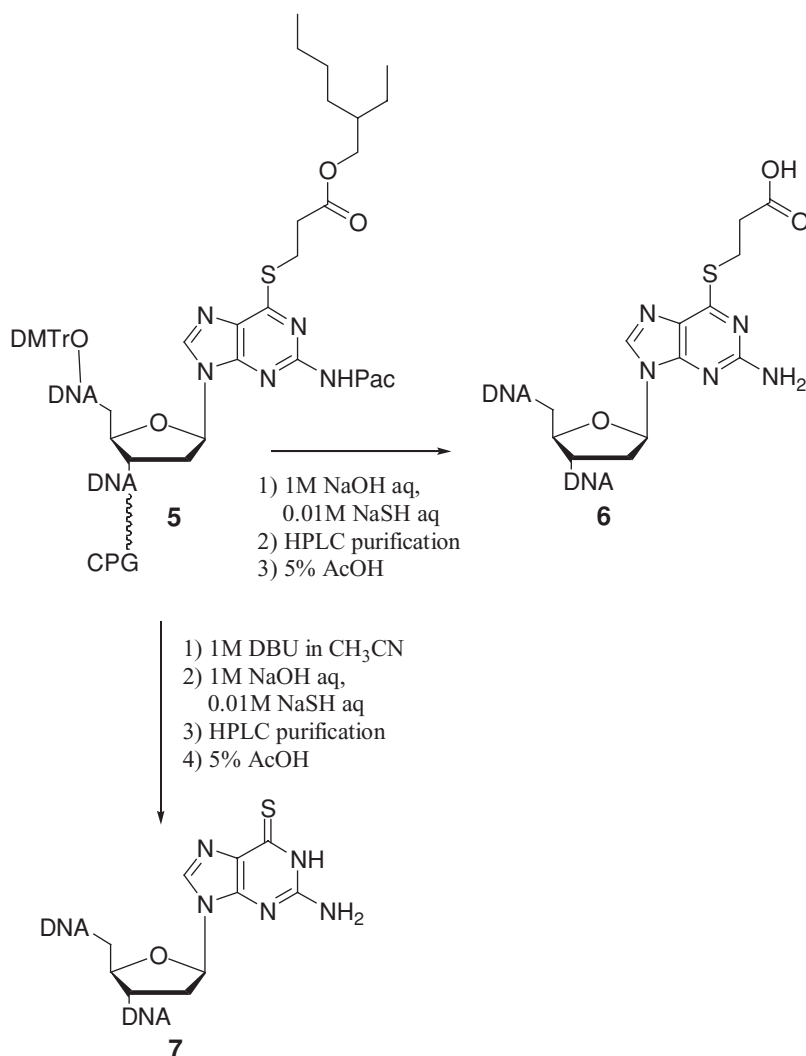
RESULTS AND DISCUSSION

The synthetic route for 2'-deoxy-6-thioguanosine phosphoramidite is shown in Scheme 1. 2'-Deoxyguanosine **1** protected with *tert*-butyldimethylsilyl (TBDMS) groups was reacted with 2-mesitylenesulfonyl chloride to activate the 6-position of guanine, and the formed intermediate was treated with 2-ethylhexyl 3-mercaptopropionate in the presence of *N*-methylpyrrolidine. This one-flask, two-step procedure gave **2** in a good yield (95%) after purification using a silica gel column. As the reaction and workup can be easily performed without any smell, this procedure can be applied to a large scale synthesis. Although racemic 2-ethylhexyl 3-mercaptopropionate was used, two diastereoisomers of **2** did not produce any trouble either in purification by column chromatography or in structure determination by NMR. The 2-amino group of **2** was protected with phenoxyacetyl chloride, and the TBDMS groups were deprotected with TBAF to give the corresponding diol product **3** in 71% yield for two steps. The 5'-hydroxyl group of **3** was selectively protected with 4,4'-dimethoxytrityl (DMTr) chloride in pyridine (94%), and the phosphoramidite precursor **4** was synthesized by a standard procedure with 2-cyanoethyl-*N,N*-diisopropylchlorophosphoramidite in 77% yield after silica gel column chromatography followed by precipitation in hexane at -78°C . The amidite precursor **4** was applied to an automated DNA synthesizer for incorporation into the ODN 5'-d(CTTTGsTTCTCCTTCT).



SCHEME 1 Synthesis of 6-S-protected 2'-deoxy-6-thioguanosine by using 2-ethylhexyl 3-mercaptopropionate. (a) TBDMSCl, imidazole, DMF, room temperature, 94%; (b) 2-mesitylenesulfonyl chloride, Et₃N, DMAP, CH₂Cl₂, 0°C to room temperature, then *N*-methylpyrrolidine, 2-ethylhexyl 3-mercaptopropionate, 0°C to room temperature, 95%; (c) phenoxylacetyl chloride, 1-HOBT, pyridine, CH₃CN, room temperature, 84%; (d) TBAF, THF, room temperature 85%; (e) DMTrCl, pyridine, room temperature, 94%; (f) amidite reagent, DIPEA, CH₂Cl₂, 0°C, 77%.

When the synthesized ODN5 was cleaved from the CPG resin by the treatment with a 1M NaOH and 0.01M NaSH solution, the 2-ethylhexylpropionate group was not deprotected but was hydrolyzed to give ODN6 after HPLC purification and subsequent DMTr deprotection with 5% AcOH (Scheme 2). On the other hand, the prior treatment of ODN5



SCHEME 2 Conditions for deprotection of 2-ethylhexylpropionate and cleavage from the CPG resin.

with 1M DBU in CH₃CN was effective for the β -elimination to remove the 2-ethylhexylpropionate group from ODN5 on the CPG resin. Subsequent cleavage of the ODN from the CPG resin by the treatment with a 1M NaOH and 0.01M NaSH solution produced the DMTr-protected ODN7. An alkaline 0.01M NaSH solution was used to protect against air oxidation and sulfur loss. The HPLC analysis of the crude products indicated that both the DNA synthesis and the deprotection of the 2-ethylhexylpropionate group efficiently proceeded (Figure 1A). Finally, the terminal 5'-DMTr group was deprotected with 5% AcOH to give the desired ODN7 containing 2'-deoxy-6-thioguanosine as a single peak in ca 60% isolated yield (Figure 1B). There

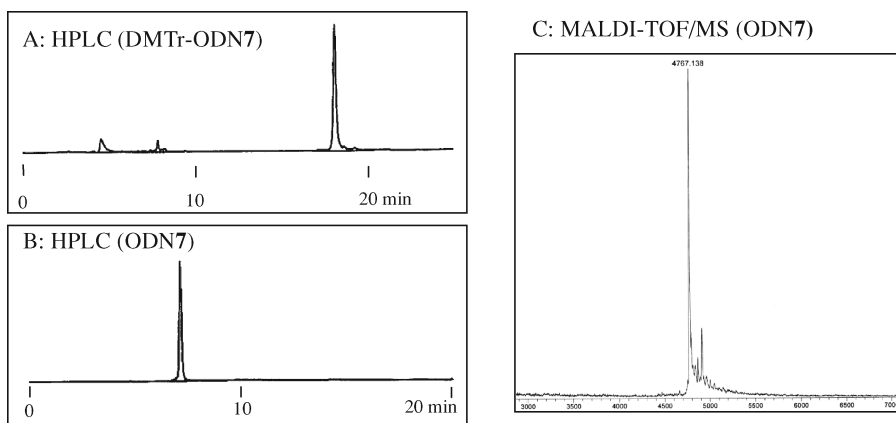


FIGURE 1 HPLC Chart and MALDI-TOF/MS of the synthesized DNA. A) HPLC chart of the crude sample of DMTr-protected ODN7. B) HPLC of ODN7 purified by HPLC after the treatment of 5% AcOH. C) MALDI-TOF/MS of ODN7 calcd. 4767.79 ($[M-H]^-$), found 4767.12.

was no peak with a lower molecular weight than the calculated one in the MALDI-TOF/MS spectra of the ODN7 (Figure 1C), confirming that desulfurization did not take place during the ODN synthesis and isolation procedure.

CONCLUSION

In conclusion, we have established the efficient and odorless synthesis of 6-*S*-{2-[(2-ethylhexyl)oxycarbonyl]ethyl}-3',5'-*O*-bis(*tert*-butyldimethylsilyl)-2'-deoxy-6-thioguanosine (**2**) from the corresponding 6-*O*-mesitylenesulfonyl derivative by the reaction with 2-ethylhexyl-3-mercaptopropionate; an odorless and inexpensive reagent. The phosphoramidite precursor was also derived from **2** by the conventional method, and was successfully applied to an automated DNA synthesizer to produce 2'-deoxy-6-thioguanosine containing ODN. The described procedure is expected to be useful as a standard protocol for the synthesis of ODN incorporating 2'-deoxy-6-thioguanosine.

EXPERIMENTAL

6-*S*-{2-[(2-ethylhexyl)oxycarbonyl]ethyl}-3',5'-*O*-bis(*tert*-butyldimethylsilyl)-2'-deoxy-6-thioguanosine(**2**)

3',5'-*O*-Bis(*tert*-butyldimethylsilyl)-2'-deoxy-6-guanosine (1 g, 2.0 mmol) was dried by azeotropic evaporation with dry CH_3CN , and dissolved in dry CH_2Cl_2 (60 mL). To the suspension were added dry Et_3N (1.1 mL, 7.9 mmol), 2-mesitylenesulfonyl chloride (530 mg, 2.4 mmol), and DMAP (12.3 mg, 0.010 mmol) at 0°C under an argon atmosphere. After being stirred for 12 hours at room temperature, the reaction mixture was

cooled to 0°C. *N*-methylpyrrolidine (2.1 mL, 20 mmol) and 2-ethylhexyl 3-mercaptopropionate (4.6 mL, 20 mmol) were added to the mixture, and then the mixture was stirred at room temperature for 5.5 hours. The reaction mixture was diluted with CH₂Cl₂ (40 mL) and washed with 1M KH₂PO₄ (70 mL × 3). The combined organic layers were dried over Na₂SO₄, then evaporated. The crude product was purified by silica gel chromatography (hexane/ethyl acetate = 4:1) to give **2** (1.34 g, 95%) as a colorless oil. ¹H NMR (400 MHz, CDCl₃): δ: 7.93 (1H, s), 6.28 (1H, t, *J* = 6.7 Hz), 5.13 (2H, brs), 4.57–4.54 (1H, m), 4.05–3.98 (2H, m), 3.97–3.95 (1H, m), 3.79 (1H, dd, *J* = 11.2, 4.2 Hz), 3.73 (1H, dd, *J* = 11.2, 3.4 Hz), 3.56 (2H, t, *J* = 7.0 Hz), 2.81 (2H, t, *J* = 7.0 Hz), 2.62 (1H, ddd, *J* = 13.1, 6.6, 6.1 Hz), 2.23 (1H, ddd, *J* = 13.1, 6.1, 3.7 Hz), 1.57–1.52 (1H, m), 1.33 (2H, quint, *J* = 7.3 Hz), 1.30–1.20 (6H, m), 0.89 (9H, s), 0.88 (9H, s), 0.86 (6H, t, *J* = 7.3 Hz), 0.09 (6H, s), 0.03 (6H, s); IR (neat): 3321, 3193, 1734, 1591, 1564, 1255, 836 cm⁻¹; HR-ESIMS calcd for C₃₃H₆₁N₅O₅SSi₂ (M+H)⁺: *m/z* 696.4005, found: 696.4006.

6-S-{2-[(2-ethylhexyl)oxycarbonyl]ethyl}-2-*N*-phenylacetyl-3',5'-O-bis(*tert*-butyldimethylsilyl)-2'-deoxy-6-thioguanosine

Compound **2** (1.18 g, 1.7 mmol) was dried by azeotropic evaporation with dry CH₃CN, and dissolved in dry CH₃CN (5 mL) and dry pyridine (5 mL). To the solution was added 1-hydroxybenzotriazol (573 mg, 4.2 mmol) in the presence of molecular sieves 4A at room temperature. After being stirred for 1.5 hours, phenoxyacetyl chloride (1.2 mL, 8.7 mmol) was added to the reaction mixture. The reaction mixture was stirred for an additional 8.5 hours, diluted with ethyl acetate (50 mL), and filtered through Celite. The filtrate was washed with brine (50 mL × 2), dried over Na₂SO₄, then evaporated. The crude product was purified by silica gel chromatography (hexane/ethyl acetate = 5:1) to give the title compound (1.18 g, 84%) as a pale yellow oil. ¹H NMR (400 MHz, CDCl₃): δ: 8.84 (1H, brs), 8.16 (1H, s), 7.33 (2H, t, *J* = 7.6 Hz), 7.04 (1H, t, *J* = 7.6 Hz), 7.01 (2H, d, *J* = 7.9 Hz), 6.40 (1H, t, *J* = 6.4 Hz), 4.73 (2H, s), 4.61–4.58 (1H, m), 4.03–3.98 (3H, m), 3.84 (1H, dd, *J* = 11.3, 4.3 Hz), 3.75 (1H, dd, *J* = 11.3, 3.4 Hz), 3.60 (2H, t, *J* = 7.0 Hz), 2.88 (2H, t, *J* = 7.0 Hz), 2.63 (1H, ddd, *J* = 12.9, 6.6, 6.1 Hz), 2.41 (1H, ddd, *J* = 12.9, 6.1, 3.7 Hz), 1.57–1.54 (1H, m), 1.35–1.25 (8H, m), 0.89 (9H, s), 0.88 (9H, s), 0.85 (6H, t, *J* = 7.3 Hz), 0.09 (6H, s), 0.06 (6H, s); IR (neat): 3408, 1730, 1576, 1495, 1380, 1216, 837; ESI-MS: *m/z* 830.5 (M+H)⁺

6-S-{2-[(2-ethylhexyl)oxycarbonyl]ethyl}-2-*N*-phenylacetyl-2'-deoxy-6-thioguanosine(3)

To a solution of the above compound (993 mg, 1.2 mmol) in dry THF (10 mL) was added TBAF (946 mg, 3.0 mmol) at room temperature.

After being stirred for 1.5 hours, the reaction mixture was evaporated. The residue was purified by silica gel chromatography ($\text{CHCl}_3/\text{MeOH} = 99:1$) to give **3** (613 mg, 85%) as a pale yellow solid. ^1H NMR (400 MHz, CDCl_3): δ : 9.03 (1H, s), 8.15 (1H, s), 7.33 (2H, t, $J = 7.9$ Hz), 7.04 (1H, t, $J = 7.9$ Hz), 7.02 (2H, d, $J = 7.9$ Hz), 6.40 (1H, t, $J = 6.7$ Hz), 4.95–4.94 (1H, m), 4.67 (2H, s), 4.14–4.13 (1H, m), 4.05–3.98 (2H, m), 3.94 (1H, dd, $J = 10.1, 2.4$ Hz), 3.85 (1H, dd, $J = 10.1, 2.4$ Hz), 3.59 (2H, t, $J = 7.0$ Hz), 3.02–2.92 (1H, m), 2.86 (2H, t, $J = 7.0$ Hz), 2.83 (2H, brs), 1.56–1.53 (1H, m), 1.57–1.54 (1H, m), 1.33–1.24 (8H, m), 0.85 (6H, t, $J = 7.3$ Hz); IR (neat): 3398(br), 1729, 1578, 1495, 1380, 1214; HR-ESIMS calcd for $\text{C}_{29}\text{H}_{39}\text{N}_5\text{O}_7\text{S}$ ($\text{M}+\text{H}$) $^+$: m/z 602.2643, found: 602.2678.

6-S-{2-[(2-ethylhexyl)oxycarbonyl]ethyl}-5'-O-(4,4'-dimethoxytrityl)-2-N-phenylacetyl-2'-deoxy-6-thioguanosine

Compound **3** (370 mg, 0.62 mmol) was dried by azeotropic evaporation each with dry CH_3CN and dry pyridine, and dissolved in dry pyridine (6 mL). To the solution was added 4,4'-dimethoxytrityl chloride (521 mg, 1.54 mmol) at room temperature, and then the mixture was stirred for 1 hour. The reaction mixture was diluted with ethyl acetate (40 mL), washed water and brine (each 40 mL). The organic phase was dried over Na_2SO_4 , then evaporated. The residue was purified by silica gel chromatography ($\text{CHCl}_3/\text{MeOH} = 49:1$, 0.5% pyridine) to give the title compound (520 mg, 94%) as a pale yellow foam. ^1H NMR (400 MHz, CDCl_3): δ : 8.92 (1H, s), 8.06 (1H, s), 7.39 (2H, d, $J = 7.3$ Hz), 7.34 (2H, t, $J = 7.9$ Hz), 7.28 (4H, d, $J = 8.9$ Hz), 7.22 (2H, t, $J = 7.3$ Hz), 7.16 (1H, t, $J = 7.3$ Hz), 7.05 (1H, t, $J = 7.9$ Hz), 7.00 (2H, d, $J = 7.9$ Hz), 6.77 (4H, d, $J = 8.9$ Hz), 6.64 (1H, t, $J = 6.7$ Hz), 4.81–4.79 (1H, m), 4.62 (2H, s), 4.24–4.21 (1H, m), 4.07–3.99 (2H, m), 3.74 (6H, s), 3.60 (2H, t, $J = 7.0$ Hz), 3.43 (1H, dd, $J = 10.1, 4.9$ Hz), 3.42 (1H, brs), 3.34 (1H, dd, $J = 10.1, 4.3$ Hz), 2.87 (2H, t, $J = 7.0$ Hz), 2.72 (1H, ddd, $J = 13.4, 6.7, 6.7$ Hz), 2.64 (1H, ddd, $J = 13.4, 6.1, 3.7$ Hz), 1.59–1.54 (1H, m), 1.38–1.26 (8H, m), 0.87 (6H, t, $J = 7.3$ Hz); IR (neat): 3405, 1727, 1576, 1508, 1380, 1249, 729; HR-ESIMS calcd for $\text{C}_{50}\text{H}_{57}\text{N}_5\text{O}_9\text{S}$ ($\text{M}+\text{H}$) $^+$: m/z 904.3950, found: 904.3933.

6-S-{2-[(2-ethylhexyl)oxycarbonyl]ethyl}-5'-O-(4,4'-dimethoxytrityl)-2-N-phenylacetyl-2'-deoxy-6-thioguanosine-3'-O-(2-cyanoethyl)(N,N-diisopropyl)phosphoramidite(4)

The above compound (308 mg, 0.34 mmol) was dried by azeotropic evaporation each with dry CH_3CN , and dissolved in dry CH_2Cl_2 (3.5 mL). To the solution was added diisopropylethylamine (360 μL , 2.1 mmol) at 0°C . After being stirred for 25 minutes, *N,N*-diisopropylchlorophosphoramidite (190 μL , 0.85 mmol) was added, and then the mixture was stirred for an additional 1 hour at the same temperature. The reaction mixture was quenched with saturated aqueous NaHCO_3 (15 mL), extracted with

ethyl acetate (15 ml \times 3). The organic phases were dried over Na₂SO₄, then evaporated. The residue was purified by silica gel chromatography (hexane/ethyl acetate = 2:1) to give the purified material, which was precipitated in hexane at -78°C . The hexane was removed by decantation, and the solid material was dried in a vacuum for several hours to give **4** (288 mg, 77%) as a pale yellow foam. ¹H NMR (400 MHz, CDCl₃): δ : 8.78 (1H, brs), 8.06 (0.5H, s), 8.05 (0.5H, s), 7.39–7.33 (4H, m), 7.29–7.16 (7H, m), 7.05 (1H, t, J = 7.9 Hz), 7.02 (2H, d, J = 7.9 Hz), 6.78–6.74 (4H, m), 6.43 (1H, t, J = 6.1 Hz), 4.79–4.74 (3H, m), 4.30–4.26 (1H, m), 4.08–4.00 (2H, m), 3.87–3.54 (6H, m), 3.77 (3H, s), 3.76 (3H, s), 3.40–3.31 (2H, m), 2.93–2.89 (2H, m), 2.86–2.68 (2H, m), 2.61 (1H, t, J = 6.4 Hz), 2.45 (1H, t, J = 6.4 Hz), 1.59–1.55 (1H, m), 1.39–1.26 (8H, m), 1.19–1.10 (12H, m), 0.87 (6H, t, J = 7.3 Hz); ³¹P NMR (161 MHz, CDCl₃): δ : 149.6; IR (neat): 3406, 2252, 1728, 1575, 1508, 1379, 1249, 1178, 1035, 728; HR-ESIMS calcd for C₅₀H₅₇N₅O₉S (M+H)⁺: m/z 1104.5028, found: 1104.5050.

Synthesis of Oligodeoxynucleotides (ODN7)

ODN **7** was synthesized at a 1 μmol scale on a Model 394 DNA/RNA synthesizer (Applied Biosystems, Foster City, CA, USA) with standard β -cyanoethyl phosphoramidite chemistry. The 5'-terminal dimethoxytrityl-bearing ODNs were deprotected with 1.0 M DBU in dry CH₃CN at room temperature for 5 hours to remove the 2-[(2-ethylhexyl)oxycarbonyl]ethyl group, and removed from the solid support by treatment with 1 M NaOH and 0.01 M NaSH (1 mL) for 4 hours. The crude product was purified by reverse-phase HPLC (Column: nalcals tesque: COSMOSIL 5C18-AR-II, 10 \times 250 mm; Solvent: A: 0.1M TEAA Buffer, B: CH₃CN, B: 10–40% per 20 minutes, linear gradient; flow rate: 3.0 ml/min; monitored by UV detector at 254 nm). The dimethoxytrityl group of the purified ODN was cleaved with 5% AcOH and the mixture was additionally purified by HPLC (solvent: A: 0.1M TEAA Buffer, B: CH₃CN, B: 10–30% per 20 minutes). The isolated ODN7 was quantified by UV measurement to be 60% isolated yield. MALDI-TOFMS (m/z) **7**: calcd 4767.79, found 4767.12.

REFERENCES

1. Lencastre, A.D.; Hamill, S.; Pyle, A.M. A single active-site region for a group II intron. *Nat. Struct. Mol. Biol.* **2005**, *12*, 626–627.
2. Christian, E.L.; McPheeters, D.S.; Harris, M.E. Identification of individual nucleotides in the bacterial ribonuclease P ribozyme adjacent to the pre-tRNA cleavage site by short-range photo-cross-linking. *Biochemistry* **1998**, *37*, 17618–17628.
3. Wang, Z.; Rana, T.M. RNA-protein interactions in the Tat-trans-activation response element complex determined by site-specific photo-cross-linking. *Biochemistry* **1998**, *37*, 4235–4243.
4. Nikiforov, T.T.; Connolly, B.A. Oligodeoxynucleotides containing 4-thiothymidine and 6-thiodeoxyguanosine as affinity labels for the Eco RV restriction endonuclease and modification methylase. *Nucleic Acids Res.* **1992**, *20*, 1209–1214.

5. Coleman, R.S.; Siedlcki, J.M. Synthesis of a 4-thio-2'-deoxyuridine-containing oligonucleotide. Development of the thiocarbonyl group as a linker element. *J. Am. Chem. Soc.* **1992**, *114*, 9229–9230.
6. Coleman, R.S.; Kesicki, E.A. Synthesis and postsynthetic modification of oligodeoxynucleotides containing 4-thio-2'-deoxyuridine (ds4U). *J. Am. Chem. Soc.* **1994**, *116*, 11636–11642.
7. Coleman, R.S.; Pires, R.M. Covalent cross-linking of duplex DNA using 4-thio-2'-deoxyuridine as a readily modifiable platform for introduction of reactive functionality into oligonucleotides. *Nucleic Acids Res.* **1997**, *25*, 4771–4777.
8. Ali, M.M.; Alam, M.R.; Kawasaki, T.; Nakayama, S.; Nagatsugi, F.; Sasaki, S. Sequence- and base-specific delivery of nitric oxide to cytidine and 5-methylcytidine leading to efficient deamination. *J. Am. Chem. Soc.* **2004**, *126*, 8864–8865.
9. Ali, M.M.; Nagatsugi, F.; Nakayama, S.; Alam, M.R.; Kawasaki, T.; Sasaki, S. Design of high efficient and selective transfer reaction of nitrosyl group to dC and d^mC resulting in specific deamination. *Nucleosides, Nucleotides, and Nucleic Acids* **2005**, *24*, 721–724.
10. Onizuka, K.; Taniguchi, Y.; Sasaki, S. Site-specific covalent modification of RNA guided by functionality-transfer oligodeoxynucleotides. *Bioconjugate Chem.* **2009**, *20*, 779–803.
11. Onizuka, K.; Taniguchi, Y.; Sasaki, S. Development of novel thioguanosine analogs with the ability to specifically modified cytidine. *Nucleic Acids Symp. Series* **2007**, *51*, 5–6.
12. Christopherson, M.S.; Broom, A.D. Synthesis of oligonucleotides containing 2'-deoxy-6-thioguanosine at a predetermined site. *Nucleic Acids Res.* **1991**, *19*, 5719–5724.
13. Adams, C.J.; Farrow, M.A.; Murray, J.B.; Kelly, S.M.; Price, N.C.; Stockley, P.G. Incorporation of 6-thioinosine into oligoribonucleotides. *Tetrahedron Lett.* **1995**, *36*, 5421–5424.
14. Rao, T.S.; Jayaraman, K.; Durland, R.H.; Revankar, G.R. A novel synthesis of S⁶-cyanoethyl-2'-deoxythioguanosine and its incorporation into triple helix forming oligonucleotides. *Tetrahedron Lett.* **1992**, *33*, 7651–7654.
15. Rao, T.S.; Durland, R.H.; Seth, D.M.; Myrick, M.A.; Bodepudi, V.; Revankar, G.R. Incorporation of 2'-deoxy-6-thioguanosine into G-rich oligodeoxyribonucleotides inhibits G-tetrad formation and facilitates triplex formation. *Biochemistry* **1995**, *34*, 765–772.
16. Kadokura, M.; Wada, T.; Seio, K.; Sekine, M. Synthesis of 4-thiouridine, 6-thioinosine, and 6-thioguanosine 3',5'-O-bisphosphates as donor molecules for RNA ligation and their application to the synthesis of photoactivatable TMG-capped U1 snRNA fragments. *J. Org. Chem.* **2000**, *65*, 5104–5113.
17. Wang, Y.; Lattmann, E.; Zheng, Q. Preparation of 6-thioguanosine phosphoramidite for oligoribonucleotide synthesis. *Nucleosides, Nucleotides, and Nucleic Acids* **2003**, *22*, 1247–1249.
18. Zheng, Q.; Wang, Y.; Lattmann, E. Synthesis of S⁶-(2,4-dinitrophenyl)-6-thioguanosine phosphoramidite and its incorporation into oligoribonucleotides. *Bioorg. Med. Chem. Lett.* **2003**, *13*, 3141–3144.
19. Itoh, T.; Mase, T. A general palladium-catalyzed coupling of aryl bromides/triflates and thiols. *Org. Lett.* **2004**, *6*, 4587–4590.
20. Itoh, T.; Mase, T. Practical thiol surrogates and protective groups for arylthiols for Suzuki-Miyaura conditions. *J. Org. Chem.* **2006**, *71*, 2203–2206.